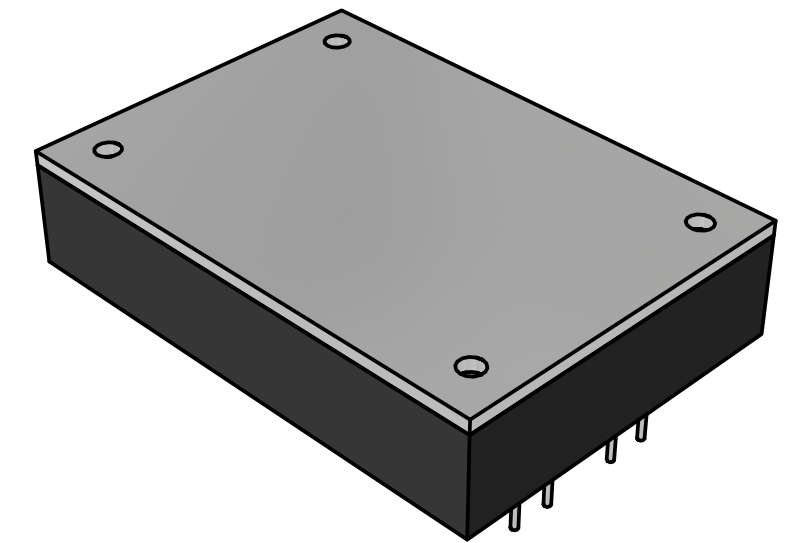
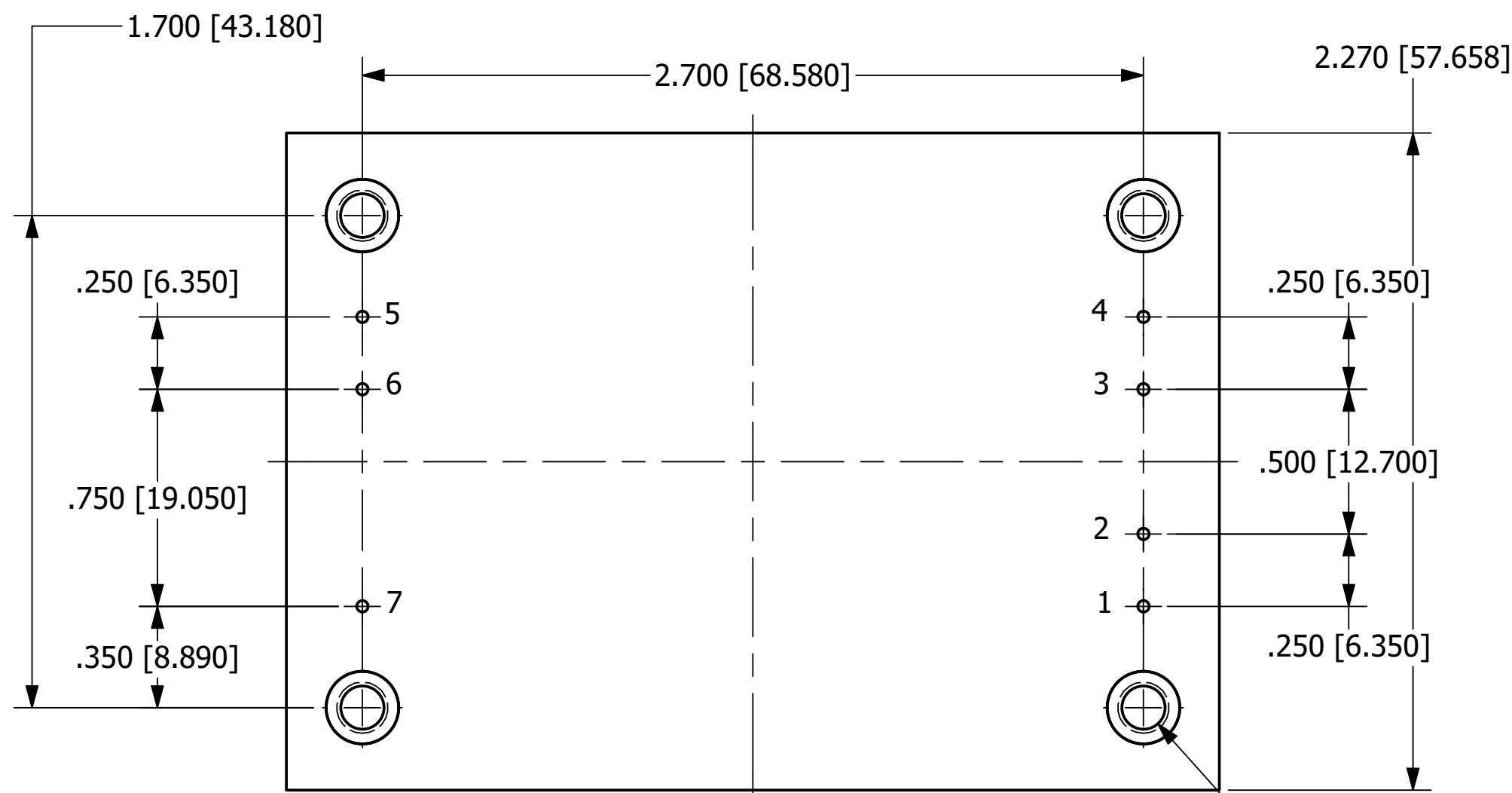
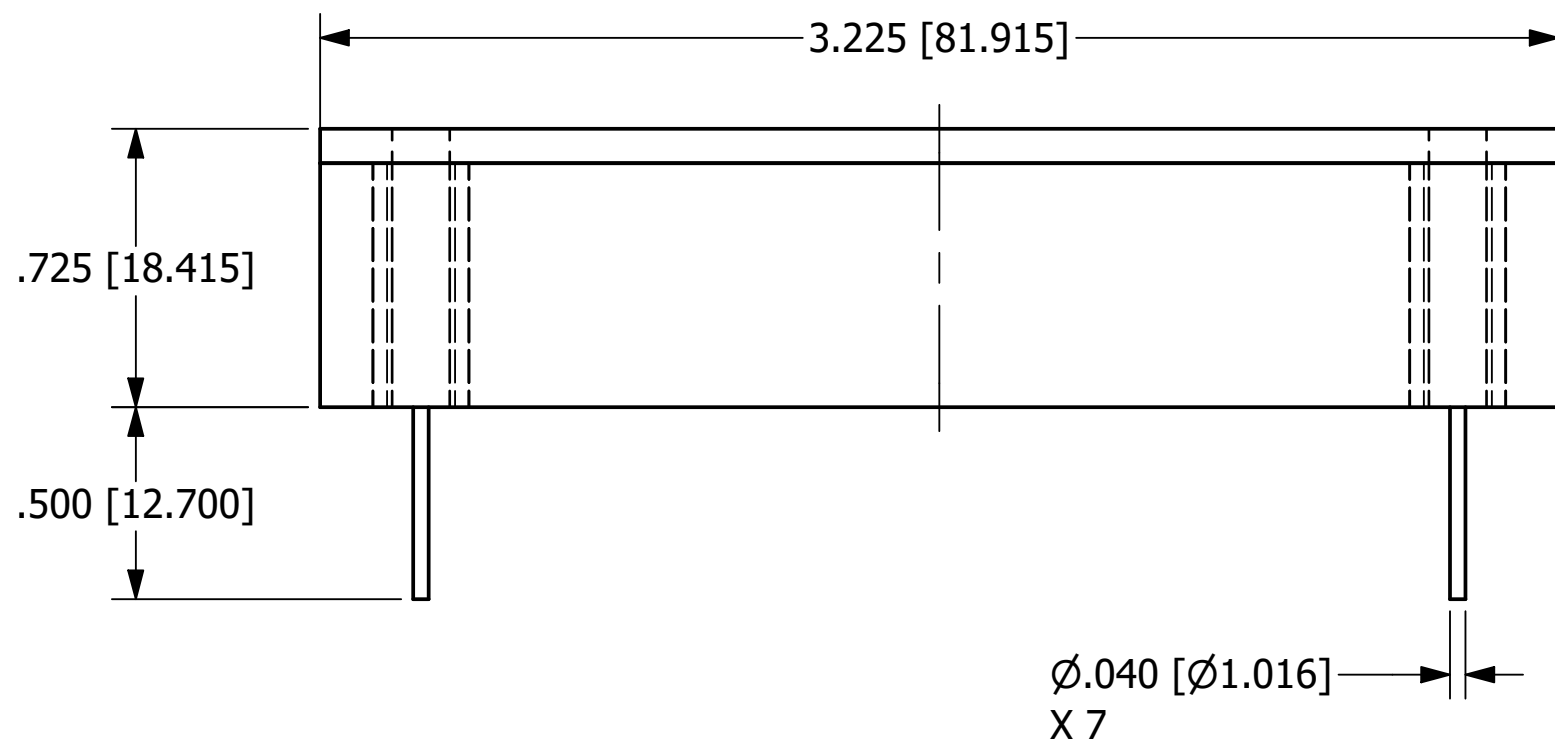


**NOTES**

- a. ALL DIMENSIONS ARE IN INCHES, [ ] = MM
- b. RECOMMENDED TORQUE FOR MOUNTING SCREWS: 6-9 INCH-LBS




PIN	FUNCTION [V OUT ≤ 48V]	FUNCTION [V OUT ≥ 100V]	PIN DIA.
1	+OUT	+OUT	.040
2	+OUT	NC	.040
3	-OUT	NC	.040
4	-OUT	-OUT	.040
5	SDN	SDN	.040
6	-IN	-IN	.040
7	+IN	+IN	.040



#4-40 UNC  
MOUNTING INSERTS  
X 4

**BOTTOM VIEW**



**PROPRIETARY AND CONFIDENTIAL**  
THE INFORMATION CONTAINED IN THIS DRAWING IS THE SOLE PROPERTY OF  
PICO ELECTRONICS INC. ANY REPRODUCTION IN PART OR AS A WHOLE WITHOUT THE WRITTEN  
PERMISSION OF PICO ELECTRONICS INC. IS PROHIBITED

DRAWN	P.PALUCH	<b>PICO</b> Electronics	143 Sparks Ave Village of Pelham, NY 10803	
CHECKED	H. VIDAURRE			
QA		<b>SERIES DC3 - SINGLE</b>		
MFG				
APPROVED		SIZE	DWG NO	REV
REVISION DATE	06/06/2023	C		1
		SCALE	NTS	www.picoelectronics.com